

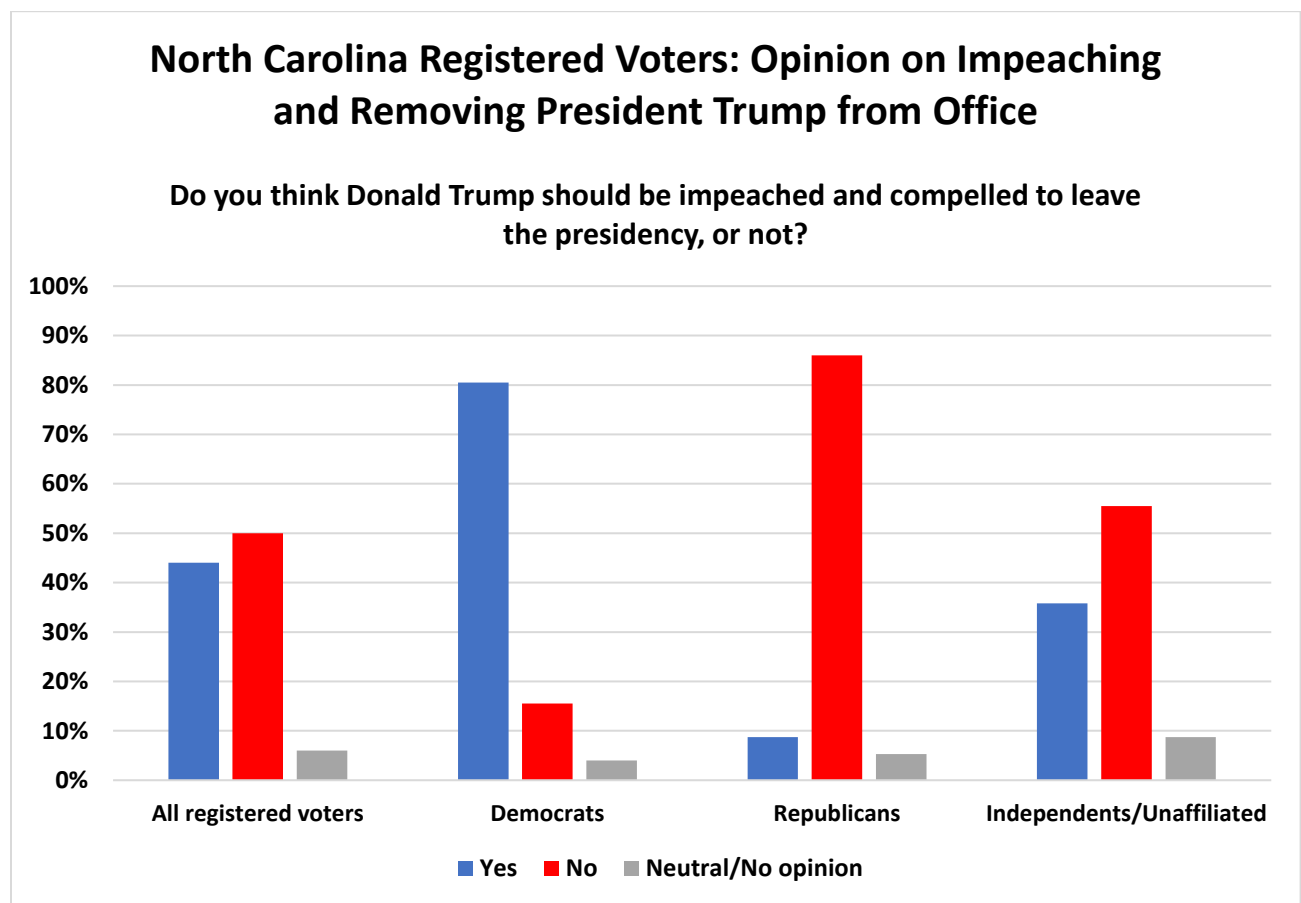
North Carolina Statewide Poll: More Oppose Impeachment Than Favor It, But State Remains Toss-Up for 2020 Election. Biden Still Leads Among Dems

Peter L. Francia and Jonathan S. Morris

Key Findings

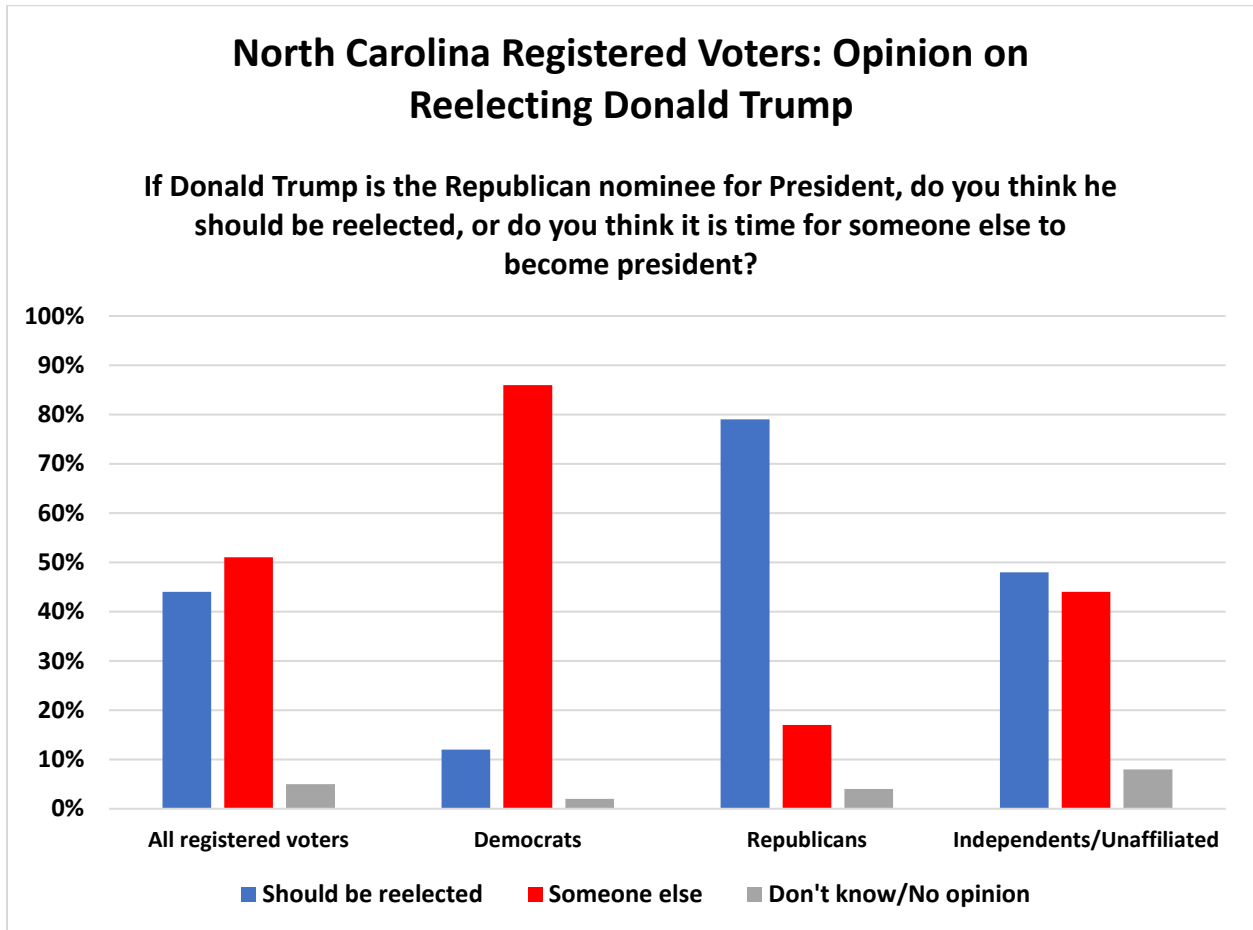
- 50% of registered voters in North Carolina oppose the impeachment and removal of President Trump from office compared to 44% who favor it.
 - More than 80% of self-identified Democrats favor impeachment compared to 9% of Republicans and 36% of independents and unaffiliated registered voters.
- However, only 44% of registered voters in North Carolina think that President Trump should be re-elected compared to 51% who think it is time for someone else to be president.
- North Carolina is near evenly split on President Trump's job performance, with 45% who approve and 47% who disapprove.
- Among Democrats, former Vice President Joe Biden leads at 29%, ahead of Bernie Sanders (19%), Elizabeth Warren (17%), Andrew Yang (9%), Kamala Harris (8%), Pete Buttigieg (4%), Beto O'Rourke (4%), Amy Klobuchar (3%), Cory Booker (1%), and Julian Castro (1%).
- In head-to-head matchups against some of the top Democratic contenders, Trump currently sits in a virtual tie in North Carolina, roughly 13 months from Election Day.
 - Trump vs. Biden: Trump 46.4%, Biden 49.7% (Biden +3.3)
 - Trump vs. Sanders: Trump 47.7%, Sanders 48.5% (Sanders +0.8)
 - Trump vs. Warren: Trump 48.5%, Warren 47.6% (Trump +0.9)
 - Trump vs. Harris: Trump 49.3%, Harris 46.9% (Trump +2.4)
 - Trump vs. Buttigieg: Trump 49.4%, Buttigieg 46.8% (Trump +2.6)

As House Democrats in the U.S. Congress move forward with an impeachment inquiry of President Donald Trump, a new North Carolina statewide poll from the Center for Survey Research at East Carolina University shows more registered voters (50%) opposed to the impeachment and removal of President Trump from office than those in favor (44%). Partisan divisions are substantial, with more than 80% of self-identified Democrats in favor of impeaching and removing President Trump from office compared to 9% of Republicans and 36% of independents and unaffiliated registered voters. The results are based on data collected from 1,076 registered voters in North Carolina who completed the survey during the period of October 2-9. The credibility interval, much like a margin of error, is +/- 3.0%. (Additional details about the survey methodology are provided below.)



Although registered voters in North Carolina weigh more on the side of not impeaching and removing President Trump from office, a majority of registered voters in North Carolina currently does not support his re-election. Approximately 51% think it is time for someone other than Donald Trump to be President of the United States, while 44% think he deserves reelection. President Trump continues to draw dedicated support

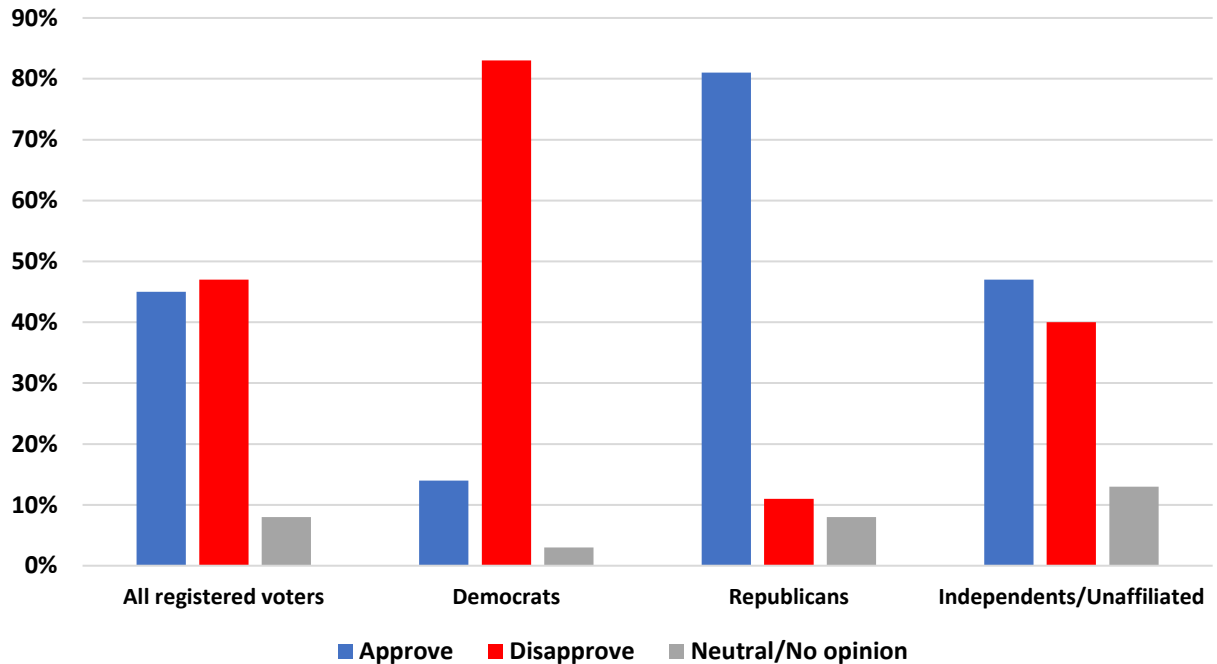
from Republican voters: 79% believe he should be reelected compared to only 12% of Democratic voters. Independents and unaffiliated voters are more closely divided: Some 48% believe President Trump should be reelected compared to 44% who do not think the president deserves reelection.



Registered voters in North Carolina are further divided over President Trump's job performance. The president's approval currently stands at 45% in North Carolina, with disapproval at 47%. Approval remains extremely high among Republicans (81%), very low among Democrats (14%), and more evenly split among independents and unaffiliated voters (47%).

North Carolina Registered Voters: Approval of Donald Trump's Job Performance as President

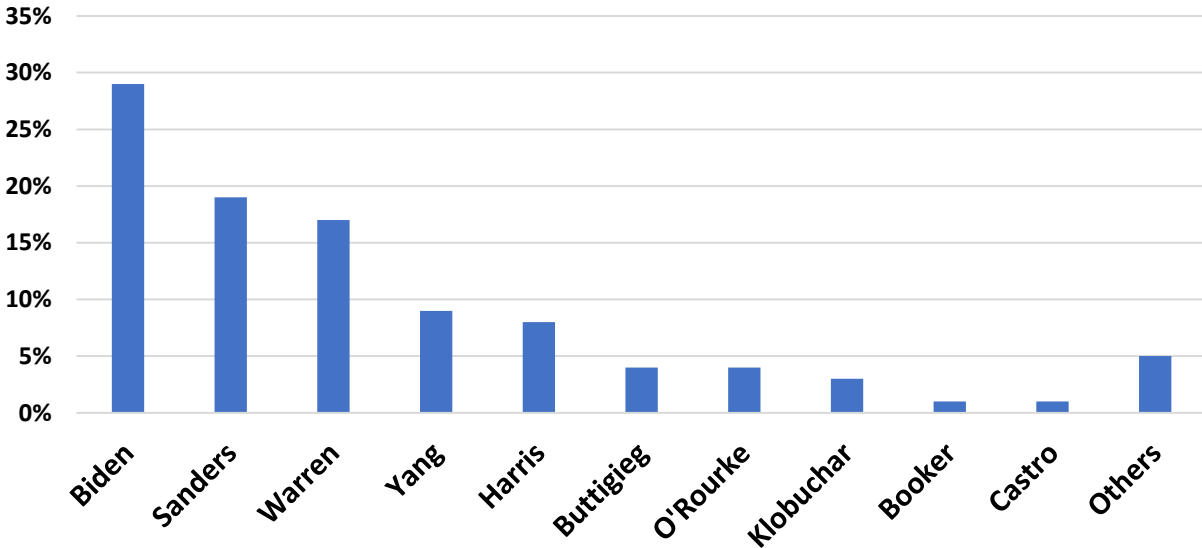
Do you approve or disapprove of the job Donald Trump is doing as President?



Among registered voters in North Carolina who plan to vote in the Democratic presidential primary, former Vice President Joe Biden leads all candidates at 29%. Senator Bernie Sanders of Vermont is next at 19% along with Senator Elizabeth Warren at 17%. Entrepreneur Andrew Yang and Senator Kamala Harris round out the top five at 9% and 8% respectively. The remaining candidates include South Bend Mayor Pete Buttigieg at 4%, former Congressman Beto O'Rourke at 4%, Senator Amy Klobuchar at 3%, Senator Cory Booker at 1%, and former HUD Secretary Julian Castro at 1%.

North Carolina Registered Voters: Democratic Presidential Primary

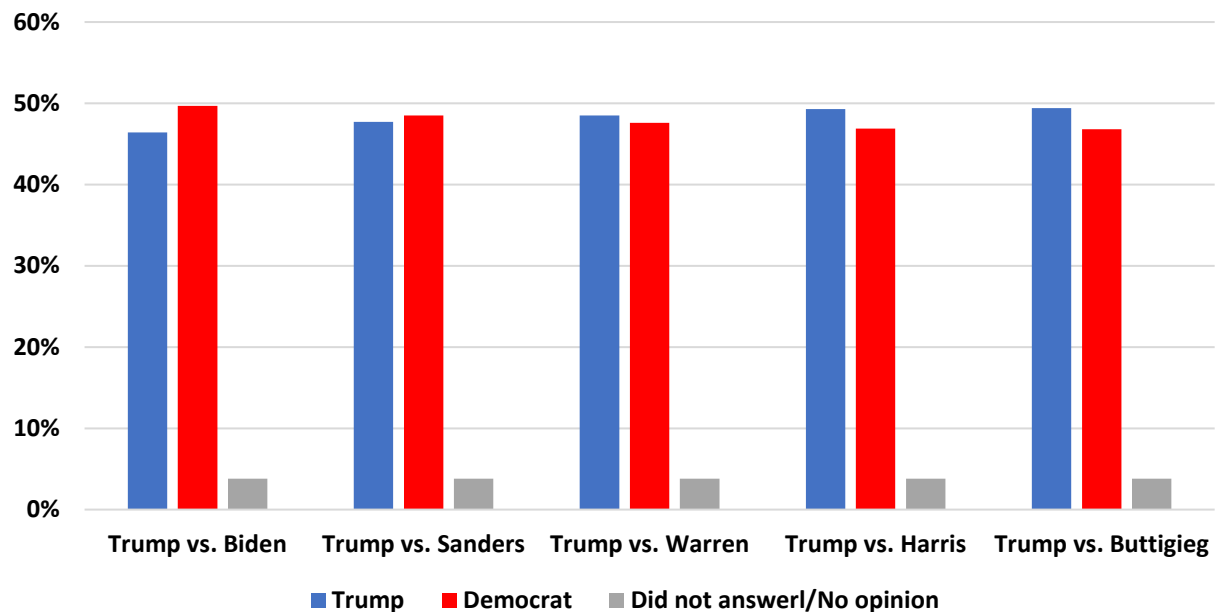
Of the following Democratic candidates for President, who would you be most likely to support?



In head-to-head matchups against some of the top Democratic presidential contenders, President Trump currently sits in a virtual tie in North Carolina. Among five potential opponents (Joe Biden, Bernie Sanders, Elizabeth Warren, Kamala Harris, and Pete Buttigieg), Trump's largest lead in North Carolina comes against Pete Buttigieg (2.6 percentage points), while his largest deficit comes against Joe Biden (3.3 percentage points). Of course, both matchups fall within the margin of error, as do Trump versus Sanders, Trump versus Warren, and Trump versus Harris. In short, there is currently a statistical tie between Donald Trump and any of his potential Democratic opponents.

North Carolina Registered Voters: Donald Trump vs. Potential Democratic Opponents in the 2020 Presidential Election

If the presidential election were to be held today, would you vote for Donald Trump or ...?



Methodology

This poll was conducted October 2-9, 2019. The sample consisted of registered voters, n=1,076, with a Credibility Interval (CI) similar to a poll's margin of error (MOE) of +/- 3.0 percentage points. The data were weighted by age, education, race, gender, party affiliation, and 2016 election modeling. The results based on party affiliation carry with them a higher margin of error due to the smaller sample size. Data were collected using both an Interactive Voice Response (IVR) system of landlines only (n=781) and an online panel provided by Lucid (n=295).

About the Authors

Peter L. Francia, Ph.D., is Director of the ECU Center for Survey Research and is professor of political science at East Carolina University.

Jonathan S. Morris, Ph.D., is Senior Polling Scientist of the ECU Center for Survey Research and is professor of political science at East Carolina University.

For press inquiries, please contact either Dr. Francia at 252-328-6126 or Dr. Morris at 252-328-1067.

Checklist for AAPOR Transparency Initiative

Survey: ECU Center for Survey Research Poll, 10/2-10/9

TI Disclosure Elements	Answers
1. Who sponsored the TI Research and who conducted it. If different from the sponsor, the original sources of funding will also be disclosed.	The ECU Center for Survey Research
2. The exact wording and presentation of questions and response options whose results are reported. This includes preceding interviewer or respondent instructions and any preceding questions that might reasonably be expected to influence responses to the reported results.	The full questionnaire is below.
3. A definition of the population under study and its geographic location.	Registered voters in North Carolina
4. Dates of data collection.	October 2 - 9
5. A description of the sampling frame(s) and its coverage of the target population, including mention of any segment of the target population that is not covered by the design. This may include, for example, exclusion of Alaska and Hawaii in U.S. surveys; exclusion of specific provinces or rural areas in international surveys; and exclusion of non-panel members in panel surveys. If possible the estimated size of non-covered segments will be provided. If a size estimate cannot be provided, this will be explained. If no frame or list was utilized, this will be indicated.	Aristotle voter file of over 1.7 million registered voters with landlines, and a random sample of 28,000 was drawn (n=781). Voters with cell phones were not included. The online sample of 295 registered voters was provided by Lucid.
6. The name of the sample supplier, if the sampling frame and/or the sample itself was provided by a third party.	Aristotle, LLC (phone) Lucid, LLC (online survey)
7. The methods used to recruit the panel or participants, if the sample was drawn from a pre-recruited panel or pool of respondents.	Lucid uses opt-in panels recruit participants
8. A description of the sample design, giving a clear indication of the method by which the respondents were selected, recruited, intercepted or otherwise contacted or encountered, along with any eligibility requirements and/or oversampling. If quotas were used, the variables defining the quotas will be reported. If a within-household selection procedure was used, this will be described. The description of the sampling	See #5

<p>frame and sample design will include sufficient detail to determine whether the respondents were selected using probability or non-probability methods.</p>	
<p>9. Method(s) and mode(s) used to administer the survey (e.g., CATI, CAPI, ACASI, IVR, mail survey, web survey) and the language(s) offered.</p>	<p>IVR and Online</p>
<p>10. Sample sizes (by sampling frame if more than on was used) and a discussion of the precision of the findings. For probability samples, the estimates of sampling error will be reported, and the discussion will state whether or not the reported margins of sampling error or statistical analyses have been adjusted for the design effect due to weighting, clustering, or other factors. Disclosure requirements for non-probability samples are different because the precision of estimates from such samples is a model-based measure (rather than the average deviation from the population value over all possible samples). Reports of non- probability samples will only provide measures of precision if they are accompanied by a detailed description of how the underlying model was specified, its assumptions validated and the measure(s) calculated. To avoid confusion, it is best to avoid using the term “margin of error” or “margin of sampling error” in conjunction with non-probability samples.</p>	<p>The sample consisted of registered voters, n=1,076, with a Credibility Interval (CI) like a poll’s margin of error (MOE) of +/- 3 percentage points. Screening questions asked if the voter was registered in North Carolina and currently residing in NC. If the respondent said they were not registered, and/or not residing in NC, they were eliminated from the sample.</p>
<p>11. A description of how the weights were calculated, including the variables used and the sources of weighting parameters, if weighted estimates are reported.</p>	<p>The data were weighted by age, race, gender, education, and mode, and 2016 vote magnitude.</p>
<p>12. If the results reported are based on multiple samples or multiple modes, the preceding items will be disclosed for each. Reviewer: Type NA if not applicable.</p>	<p>N/A</p>
<p>13. Contact for obtaining more information about the study.</p>	<p>Dr. Jonathan Morris: morrisj@ecu.edu Dr. Peter Francia: franciap@ecu.edu</p>

Survey (ONLINE)

To start, do you currently reside in the state of North Carolina?

- 1 = Yes
- 2 = No (end)

What is your party affiliation?

- 1 = Democrat
- 2 = Republican
- 3 = Independent/ other
- 4 = You are not registered to vote (end)

Do you approve or disapprove of the job Donald Trump is doing as President?

- 1 = Approve
- 2 = Disapprove
- 3 = Neutral or no opinion

Do you approve or disapprove of the job Roy Cooper is doing as Governor?

- 1 = Approve
- 2 = Disapprove
- 3 = Neutral or no opinion

Do you think it was a good idea or bad idea for the Democrats in the U.S. House of Representatives to begin an impeachment inquiry into President Trump?

- 1 = Good idea
- 2 = Bad idea
- 3 = Neutral or no opinion

Do you think Donald Trump should be impeached and compelled to leave the presidency, or not?

- 1 = Yes
- 2 = No
- 3 = Neutral or no opinion

Looking to the 2020 general election, if Donald Trump is the Republican nominee for President, do you think he should be reelected, or do you think it is time for someone else to become president?

- 1 = He should be reelected
- 2 = It should be someone else
- 3 = Don't know or no opinion

Which primary are you going to vote in?

- 1 = The Republican primary (go to 11)
- 2 = The Democratic primary (go to 9)
- 3 = Unsure (go to 11)
- 4 = Not planning on voting (go to 16)

[If 8=2]. Of the following Democratic candidates for President, who would you be most likely to support? (IVR only)

- 1 = Joe Biden (go to 11)

- 2 = Elizabeth Warren (go to 11)
- 3 = Bernie Sanders (go to 11)
- 4 = Pete Buttigieg (go to 11)
- 5 = Kamala Harris (go to 11)
- 6 = Andrew Yang (go to 11)
- 7 = Beto O'Rourke (go to 11)
- 8 = Amy Klobuchar (go to 11)
- 9 = Cory Booker (go to 11)
- 10 = Julian Castro (go to 11)
- 11 = Tulsi Gabbard (go to 11)
- 12 = Someone else (go to 11)

Do you live in the United States?

- 1 = Yes
- 2 = No

I am now going to read you a list of general match ups for President. Please indicate who you would vote for at this time. To start: If the Presidential election were to be held today, would you vote for Donald Trump or Joe Biden?

- 1 = Donald Trump
- 2 = Joe Biden

What about Donald Trump or Elizabeth Warren?

- 1 = Donald Trump
- 2 = Elizabeth Warren

What about Donald Trump or Bernie Sanders?

- 1 = Donald Trump
- 2 = Bernie Sanders

What about Donald Trump or Pete Buttigieg?

- 1 = Donald Trump
- 2 = Pete Buttigieg

What about Donald Trump or Kamala Harris?

- 1 = Donald Trump
- 2 = Kamala Harris

Who did you vote for in the 2016 election?

- 1 = Donald Trump
- 2 = Hillary Clinton
- 3 = Someone else
- 4 = You did not vote

Do you think that the state of the North Carolina should ban the sale of E-cigarettes and vaping products?

- 1 = Yes
- 2 = No

3 = Unsure

For statistical purposes only, can you please tell me your ethnicity?

1 = Hispanic or Latino of any race

2 = White or Caucasian

3 = Black or African American

4 = Asian

5 = other or multiple races

What is your age range?

1 = 18-24 years

2 = 25-34 years

3 = 35-44 years

4 = 45-54 years

5 = 55-64 years

6 = 65 years or older

7 = Refused to answer

Do you have any children under the age of 18?

1 = Yes

2 = No

What is the highest level of education you have attained?

1 = High school or less

2 = Some college or 2-year associates degree

3 = 4-year college graduate

4 = Postgraduate degree

Which of the following political ideologies do you most identify as?

1 = Very liberal

2 = Somewhat liberal

3 = Moderate

4 = Somewhat conservative

5 = Very conservative

Are you male or female:

1 = Male

2 = Female

What is your annual household income?

1 = Less than \$50,000

2 = \$50,000- \$100,000

3 = More than \$100,000

Survey (IVR)

To start, do you currently reside in the state of North Carolina?

Press 1 for Yes

Press 2 for No (end)

What is your party affiliation?

Press 1 for Democrat

Press 2 for Republican

Press 3 for Independent/ other

Press 4 if you are not registered to vote (end)

Do you approve or disapprove of the job Donald Trump is doing as President?

Press 1 for Approve

Press 2 for Disapprove

Press 3 for Neutral or no opinion

Do you approve or disapprove of the job Roy Cooper is doing as Governor?

Press 1 for Approve

Press 2 for Disapprove

Press 3 for Neutral or no opinion

Do you think it was a good idea or bad idea for the Democrats in the U.S. House of Representatives to begin an impeachment inquiry into President Trump?

Press 1 for Good idea

Press 2 for Bad idea

Press 3 for Neutral or no opinion

Do you think Donald Trump should be impeached and compelled to leave the presidency, or not?

Press 1 for Yes

Press 2 for No

Press 3 for Neutral or no opinion

Looking to the 2020 general election, if Donald Trump is the Republican nominee for President, do you think he should be reelected, or do you think it is time for someone else to become president?

Press 1 for Press 1 for He should be reelected

Press 2 for It should be someone else

Press 3 for Don't know or no opinion

Which primary are you going to vote in?

Press 1 for the Republican primary (go to 11)

Press 2 for the Democratic primary (go to 9)

Press 3 for Unsure (go to 11)

Press 4 for Not planning on voting (go to 16)

[If 8=2]. Of the following Democratic candidates for President, who would you be most likely to support? (IVR only)

Press 1 for Joe Biden (go to 11)

Press 2 for Elizabeth Warren (go to 11)
Press 3 for Bernie Sanders (go to 11)
Press 4 for Pete Buttigieg (go to 11)
Press 5 for Kamala Harris (go to 11)
Press 6 for Andrew Yang (go to 11)
Press 7 for Beto O'Rourke (go to 11)
Press 8 if you want hear more candidate names (go to 10)
Press 9 Press 9 to repeat answer choices

Of the following Democratic candidates for President, who would you be most likely to support?
(IVR only)

Press 1 for Amy Klobuchar
Press 2 for Cory Booker
Press 3 for Julian Castro
Press 4 for Tulsi Gabbard
Press 5 for Someone else
Press 6 to repeat answer choices

I am now going to read you a list of general match ups for President. Please indicate who you would vote for at this time. To start: If the Presidential election were to be held today, would you vote for Donald Trump or Joe Biden?

Press 1 for Donald Trump
Press 2 for Joe Biden

What about Donald Trump or Elizabeth Warren?

Press 1 for Donald Trump
Press 2 for Elizabeth Warren

What about Donald Trump or Bernie Sanders?

Press 1 for Donald Trump
Press 2 for Bernie Sanders

What about Donald Trump or Pete Buttigieg?

Press 1 for Donald Trump
Press 2 for Pete Buttigieg

What about Donald Trump or Kamala Harris?

Press 1 for Donald Trump
Press 2 for Kamala Harris

Who did you vote for in the 2016 election?

Press 1 for Donald Trump
Press 2 for Hillary Clinton
Press 3 for Someone else
Press 4 if you did not vote

Do you think that the state of the North Carolina should ban the sale of E-cigarettes and vaping products?

- Press 1 for Yes
- Press 2 for No
- Press 3 for Unsure

For statistical purposes only, can you please tell me your ethnicity?

- Press 1 for Hispanic or Latino of any race
- Press 2 for White or Caucasian
- Press 3 for Black or African American
- Press 4 for Asian
- Press 5 for other or multiple races

What is your age range?

- Press 1 for 18-24 years
- Press 2 for 25-34 years
- Press 3 for 35-44 years
- Press 4 for 45-54 years
- Press 5 for 55-64 years
- Press 6 for 65 years or older
- Press 7 for Refused to answer

Do you have any children under the age of 18?

- Press 1 for Yes
- Press 2 for No

What is the highest level of education you have attained?

- Press 1 for High school or less
- Press 2 for Some college or 2-year associates degree
- Press 3 for 4-year college graduate
- Press 4 for Postgraduate degree

Which of the following political ideologies do you most identify as?

- Press 1 for Very liberal
- Press 2 for Somewhat liberal
- Press 3 for Moderate
- Press 4 for Somewhat conservative
- Press 5 for Very conservative

Are you male or female:

- Press 1 for Male
- Press 2 for Female

What is your annual household income?

- Press 1 for Less than \$50,000
- Press 2 for \$50,000- \$100,000
- Press 3 for More than \$100,000